

The exciting, sporty, fun and stylish compact crossover camping vehicle created for life's adventurers.

Whether you are seeking adrenaline fuelled, fast paced activities, or just enjoy getting off the beaten track to explore the wilderness, Basecamp is the perfect place to rest and refuel, ready for your next big adventure. Compact in size and lighter in weight to traditional caravans, Basecamp can be towed by smaller cars and is easier to store when not in use.

BASECAMP




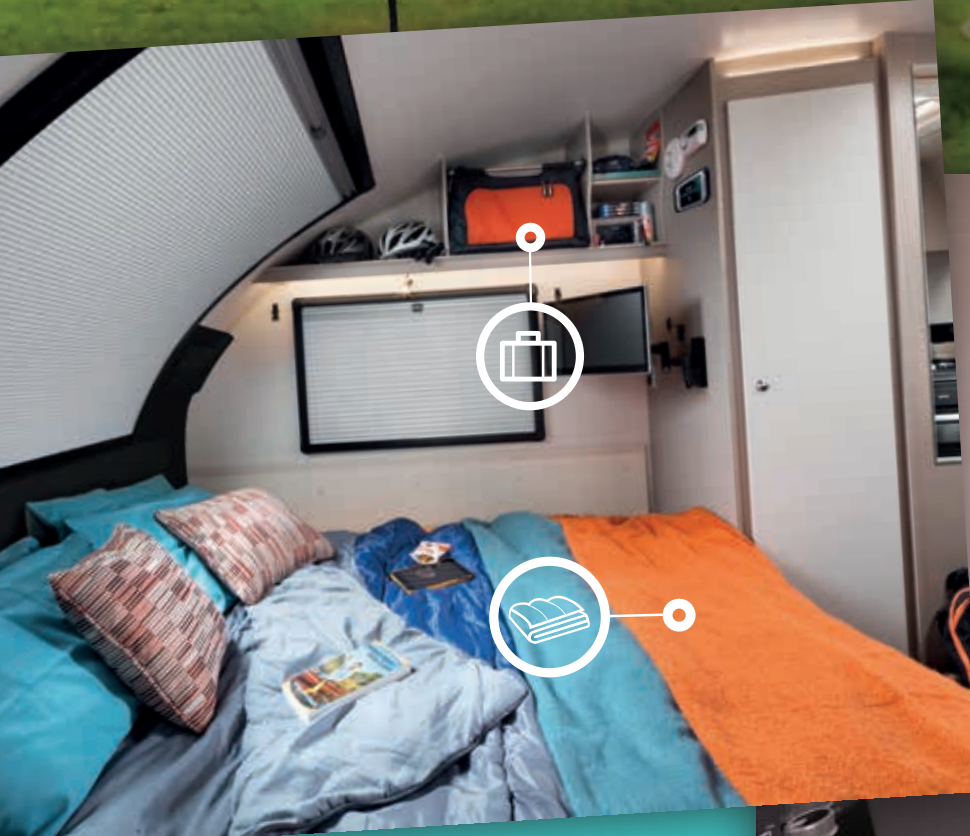
Every Basecamp is built with SMART 3, totally timber-less construction with a revolutionary composite floor comprising dual density foam core that is made from recycled plastic bottles.

BASECAMP 2

SLEEPS 2

BASECAMP 4

SLEEPS 4



FEATURES



BLOWN AIR HEATING

Powerful Whale blown air heating keeps you warm even when the temperatures drop below freezing



SWIFT COMMAND

Touch screen control panel to manage the vehicles functions or utilise the app when on your adventure



PANORAMIC WINDOW

Large panoramic opening front window, provides light and lets the outdoors in



FOLD AWAY SEATING

Aluminium framed front seat bases with curved beech slats for added comfort, lift up to allow storage for large equipment



COMFORTABLE BEDS

Basecamp 2 seating converts into a large double bed, and Basecamp 4 has a double bed and a dinette that converts into bunk beds



THREE BURNER GAS HOB

Theford 3 burner gas hob allows you to create quick and easy meals



OVEN

Full oven with integral grill



FRIDGE

Dometic 85 litre, electronic ignition fridge with removable freezer compartment provides plentiful space for provisions



REMOVABLE STORAGE

Removable 'canvas' zipped bags provide great storage and can be easily fully loaded at home for a quick getaway



ANCHOR POINTS

Safely anchor your equipment with floor mounted tie points



VANGO AIRBEAM AWNING

Expand your living space with the exclusive Vango awning options - choose between a porch or a bedroom pod option



EXTERNAL POINTS

Handy shower, gas and electric 230V points



EXCLUSIVE ALLOY WHEELS

Alloy wheels for a more 'stylish' look. Spare steel wheel in gas locker



'TANGERINE' INTERIOR SCHEME

A fresh design with orange stripe, robust and hardwearing fabrics



WIDE REAR DOOR WITH WINDOW

See even more of the outdoors and let the light in



EXTRA STORAGE

Soft-touch wall pads with expandable storage pockets



FEATURES



4 BERTH MODEL



4 BERTH MODEL



4 BERTH MODEL



BASECAMP 4 ADDITIONAL FEATURES

- Fold away bunk bed*
- Wraparound privacy curtain for bunk bed
- Dinette with removable table
- Larger floorplan

*The weight restriction for the upper bunk is 77kg

EXTERIOR

- European Whole Vehicle Type Approval ensures compliance with strict weight, dimension and safety regulations
- EN1645 Grade 3 classification for heating and thermal insulation
- SMART 3 construction – the third generation of totally timberless SMART construction featuring a revolutionary floor construction:
 - Strong, moisture proof 'PURE' Polyurethane timberless framed bodyshell with polystyrene insulation core (22mm in sidewalls, 28mm in roof)
 - Robust GRP inner and outer balanced side walls
 - 45mm 'sandwich' floor construction with GRP inner and outer skins, and engineered structural foam core
- Exterior GRP roof, fully bonded for extra strength
- Fuel saving aerodynamic profile with strong ABS front panel with graphite mouldings and GRP gas locker door
- High chassis rating for increased user payload
- Panoramic front opening window
- Stylish GRP rear roof spoiler, graphite lower mouldings, exclusive LED rear light clusters, LED high level marker and brake light which provide better visibility in poor weather
- Semi-recessed body mouldings on both sides
- NEW stylish orange and grey graphics scheme
- High tyre rating - a load margin is included in the tyre specification
- Overall width is 2.28m / 7'6"
- AL-KO galvanised steel chassis with Euro-axle
- AL-KO overrun device
- 13-pin 'Jaeger' 12V car connector
- AL-KO carabiner breakaway cable
- Bulkhead mounted regulator suitable for use with either propane or butane bottles
- Fully double-glazed opening windows
- One-piece exterior door with window, flyscreen chrome handle, concealed hinges and interior moulded liner with pocket
- Through the floor battery box with separate mains inlet (battery not included)

- Entrance step
- 25mm 'sandwich' sidewalls with polystyrene insulation core
- 31mm 'sandwich' roof with polystyrene insulation core
- Edge alloy wheels with steel wheel mounted in the gas locker
- 100W roof mounted solar panel
- 230V mains point socket
- BBQ Point
- Cold water shower point

INTERIOR

- 1.95m (6'5") headroom
- 'Tangerine' soft furnishing scheme
- Hessian woodgrain and contrasting furniture matches
- Locker space with removable canvas zipped storage bags
- Aluminium front seat bases with curved beech slats for added comfort
- Soft touch moulded wall pads with integrated storage pockets
- Dining table suitable for full-size place settings
- Front lift up coffee table
- Positive overhead locker catches for secure loading
- Chrome sockets and switches
- Chrome effect kitchen and vanity taps
- FENIX NTM® kitchen worktops (resistant to scratches, hygienic and easy to clean), underslung stainless steel sink and removable chopping board
- Cutlery drawer on smooth-action steel runners
- Chrome finish crockery rack
- Seat and backrest ventilation boards (front lounge)
- Cassette pleated flyscreens and blinds to all windows
- Multi-directional rooflights in kitchen and washroom
- French Oak effect, high impact, scratch resistant floor lino
- Retained embroidered entrance mat
- Thick washroom door with domestic style lock and handle
- Swivel spout taps for improved use

EQUIPMENT

- Exclusive Swift Command control system with large 7" LCD colour touchscreen panel with improved user interface and functionality featuring simple controls for monitoring and managing:
 - Power
 - Battery selection, battery level meter and power usage
 - 230V AC load limiter (settable between 5 amps & 16 amps)
 - Solar panel charging levels (where fitted)

- Heating control of Whale system
- Environment monitoring with internal & external temperature and internal humidity levels
- Selected lighting control
- Water system controls
- Refrigeration control via CH-bus connection
- Swift Command App with an easy to use and intuitive interface which enables you to manage and monitor key vehicle functions from your mobile device including power, heating and selected lighting. There are two simple connection options:
 - Bluetooth connectivity when with the vehicle
 - Wi-Fi / GSM connectivity when away from the vehicle (subject to network coverage)

Includes the useful 'Places of Interest' feature including 'Campsites' from the Camping & Caravanning Club and Swift dealership locations

- Inboard semi-rigid fresh water pipes
- Large bore underslung rigid waste pipes
- High flow rate in-board pump for reliable, high performance water supply
- Ecocamel Orbit shower head with on/off button for a powerful shower that uses less water
- Fully protected mains electric system
- 25 amp switch mode charger/transformer
- TV aerial
- TV bracket with a travel lock (Basecamp 2)
- Dometic 85 litre, electronic ignition fridge with removable freezer compartment, black effect finish and digital controls
- Thetford C402 toilet with electric flush and 18 litre wheeled waste tank
- Dual fuel space saving under-floor Whale heater with blown air central heating
- Whale dual fuel rapid water heater
- Thetford 3 burner hob, oven and integral grill
- Five 230V sockets, three mounted into the sink pop-up docking station (Basecamp 2)
- Four 230V sockets (Basecamp 4)
- USB points
- Gas regulator for Propane and Butane mounted on front bulkhead
- Isolation taps for gas appliances
- LED lighting for all interior lights including adjustable spotlights in lounge
- TV point with 230V, 12V and aerial sockets
- 25 metre mains hook-up cable

SAFETY AND SECURITY

- Swift Command Tracker, a Thatcham Category S7 approved pro-active tracker, pre-installed as part of Swift Command system (subject to annual subscription)
- Convenient one-key high security locks
- Receiver for optional AL-KO Secure wheel lock
- Smoke alarm
- CRiS identity number to windows and caravan chassis
- VIN ChipTM identification system concealed within the construction to deter theft and aid quick recovery
- Carbon monoxide detector

OPTIONS

FACTORY FIT

- ATC Trailer control
- 'SwiftShield' fabric scheme

DEALER FIT

- Vango Airbeam awning (RVA1) with clip out bedroom
- Vango Airbeam porch awning (RVA2)
- Choice of exterior graphic schemes
- AL-KO secure wheel lock
- Specialised Basecamp vehicle cover
- Yuasa YBX Active Leisure & Marine L36 Battery
- Swift Command Tracker by Sargent annual subscription

NEW
4 BERTH



SWIFT
CREATING SMILES FOR LIFE



BASECAMP 2
BASECAMP 4

WWW.SWIFTBASECAMP.CO.UK



DO MORE TOGETHER

FUN. FRESH. FUNKY!

13 INDIVIDUAL GRAPHIC SCHEMES TO CHOOSE FROM, INCLUDING



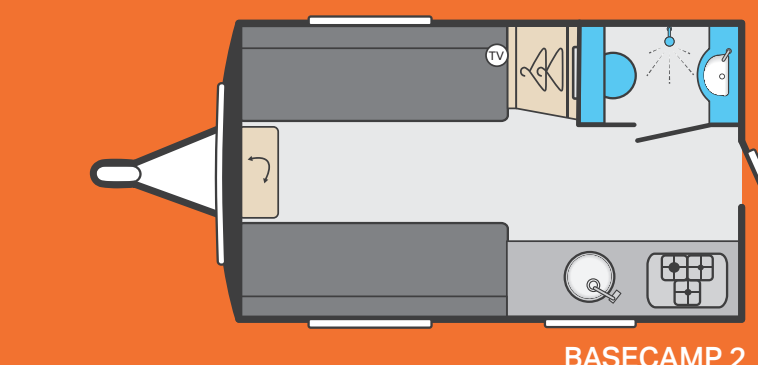
HEX

TARGET

UNION ORANGE

SPECIFICATION AND LAYOUT

MODEL	BASECAMP 2	BASECAMP 4
Berths	2	4
Number of Axles	1	1
Internal Length (At bed box height)	3.42m / 11'3"	3.91m/12'10"
Overall width*	2.28m / 7'6"	2.28m/7'6"
Overall height (including TV Aerial)*	2.60m / 8'6"	2.60m / 8'6"
Maximum Internal Headroom	1.95m / 6'5"	1.95m/6'5"
Overall Length*	5.10m / 16'9"	5.59m/18'4"
Mass in Running Order (includes Tolerance)	932kg / 18.3cwt	1050kg/20.7cwt
MTPLM - (Lower Limit)	1043kg / 20.5cwt	1186kg/23.3cwt
Total User Payload	111kg / 2.2cwt	136kg/2.7cwt
Personal Effects	111kg / 2.2cwt	136kg/2.7cwt
Options	0.0kg / 0.0cwt	0.0kg / 0.0cwt
Tyre Size	185 R14C 102 Q*	185 R14C 102 Q**
Static Load on Coupling Head	100kg	100kg
Thermal Insulation Grade	THREE (All year round use)	THREE (All year round use)
BED SIZES		
Front Double	198cm x 183cm / 6'6" x 6'0"	198cm x 130cm / 6'6" x 4'3"
Front Single (Nearside)	183cm x 69cm / 6'0" x 2'3"	
Front Single (Off Side)	183cm x 69cm / 6'0" x 2'3"	
Bunk Bed		178cm x 54cm / 5'10" x 1'9"



BASECAMP 2



BASECAMP 4

MASS: The masses are calculated in accordance to EU regulation 1230/2012 and NCC code of practice 304.

- The Mass in Running Order (MRO) comprises:
 - The mass of the empty caravan as supplied by Swift including loose items such as the hook-up cable, kit bag, entrance step, manuals etc.
 - 2.10kg allowance for LPG

The MRO is calculated with the fresh water tank, toilet flush tank and water heater empty. If you travel with water in the fresh water tank, toilet flush tank and the water heater the payload will reduce accordingly.

The personal effects is based on the number of berths and the length of the caravan and includes an allowance of 20kg for a leisure battery.

The Maximum Technical Laden Mass (MTPLM) is the maximum mass allowed when the caravan is fully laden.

WARNING: Under no circumstances should the MTPLM be exceeded.

*The dimensions given are approximate due to slight variations in suspension ride heights, loading conditions and tyre pressures

Customers should verify the actual dimensions of their touring caravan before committing to anything that could be impacted by these dimensions.

Please note: Any dealer fit options will reduce the overall payload available to the user of the caravan. If you require additional payload it is possible to upgrade the MTPLM to the upper limit. Please contact your caravan dealer for more information.

LED ROAD LIGHTS: Certain vehicles may require a secondary fuse box when towing models fitted with LED road lighting.

* Early season models may come with 16" alloys with 205/60 R16 86 V tyres

** Early season models may come with 16" alloys with 205/65 R16C 107 T tyres

EVERY BASECAMP COMES WITH:



SWIFT COMMAND TRACKER
Pre-installed Thatcham Category S7 approved, proactive tracker with option to subscribe



CONNECT DIRECT
Exclusive customer service account for owners

This brochure does not constitute an offer by Swift Group Limited (Swift). Swift reserves the right to alter specifications and prices at any time as materials and conditions demand. Distributors and dealers sell Swift products on their own account and not as agents of Swift. Accordingly, they have no authority to bind Swift or to make any representation or undertaking whatsoever on behalf of Swift. All props are for photographic purposes only and are not included in the specification. Models shown may be fitted with optional extras. Issued October 2020.

Find out more at swiftbasecamp.co.uk



CONFIGURE



DOWNLOADS



SOCIAL



WATCH VIDEOS



FIND A DEALER